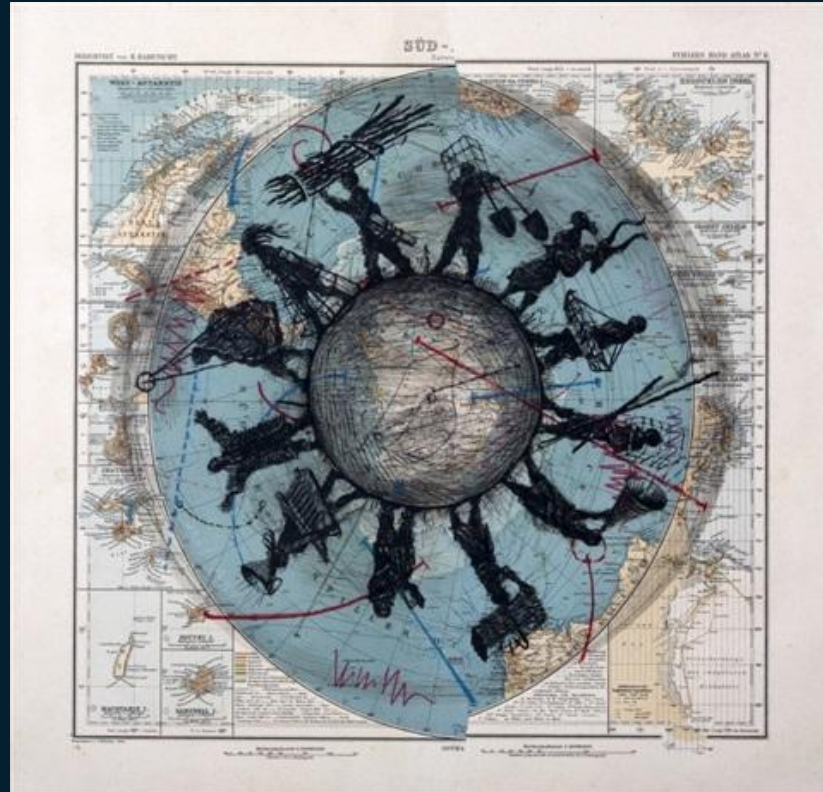


BRIC ARTS MEDIA

+ IS 383

Introduction



William Kentridge



CLASS GALLERY

Exhibition Title Ideas:

the landscape and portrait through my eyes

My World

Worlds and People

The World of Art

The Two You's



CHALLENGE: **The Two You's**

Steps:

1. What are your **Two You's**? For example, past/present, present/future, alone/together, fast/slow, happy/sad, realistic/abstract, colorful/black+white
2. Sketch your **Two You's** on paper
3. Add colors-- you can use crayon, colored pencils, markers, collage
4. Draw symbols that add to the Two You's. For example, plants, animals, weather, sports, art materials, important objects



Sebastian,
2021, pencil
On paper




Manuel Beltran
My Two You's, 2021
Paint, pencil on paper
Dimensions



Artist Statement:

I made a portrait about my two you's. First I draw myself by looking at myself in the mirror. Then I grabbed paint and started to fill it in and added the details. I made it because this represents how I feel on the inside and the outside.

Johanna, *Split*, 2021



Andrew, *Antwos*,
2021, pencil on
paper



Emily,
Moving
Forward,
2021,
Drawing,
Digital Arts



The Map Project



Vik Muniz

A photograph of a city street intersection at sunset. The sun is low on the horizon, creating a bright glow and long shadows. The street is lined with multi-story brick buildings. A white SUV is in the foreground on the left, and a silver sedan is on the right. A traffic light is visible on the right. The text "Inspiration Map" is overlaid in the center in a large, white, sans-serif font.

Inspiration Map

The Challenge: Design your own Map



Consider: making a map with environmental design for a sustainable city, or mapping your city post covid – questions: How will the city function? Trash, movement, education, entertainment, animals, green spaces, gardens, transportation etc? What will it look like? Is there a map key?

And/or: Make a game.

You may create a bird's eye view or a ground view, have fun!

The Challenge:

1. Add “gesture” to your map.
2. Add to your personal map in a 3-Dimensional way using maps, paper, or found materials.

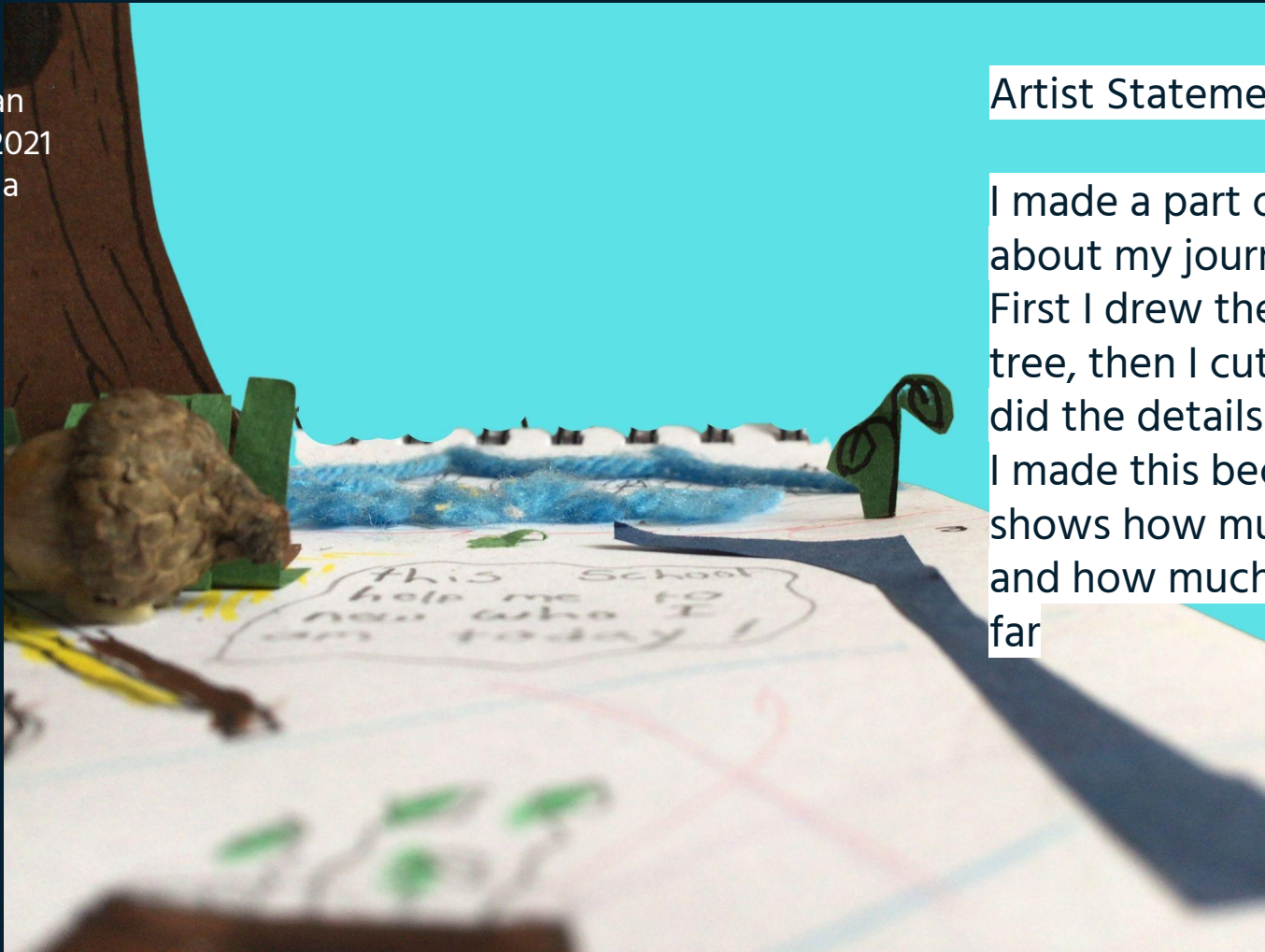
Manuel Beltran
My Journey, 2021
paper, color markers



Artist Statement:

I made a basket of paintbrushes. I made it by cutting pieces of paper into this shape. The basket of paintbrushes represents my love for art.

Manuel Beltran
My Journey, 2021
paper, string, a
pen, acorn



Artist Statement:

I made a part of my map about my journey of my life. First I drew the leaf and the tree, then I cut it out and did the details with a pen. I made this because it shows how much I grew and how much I learned so far

Daniel
My Neighborhood,
2021



Daniel
My Neighborhood,
2021



Daniel, 2021




Anthony Adames, 2021
colored pencils and pencil



Tanusri,
The Big Apple
NY, 2021,
drawing, paper
sculpture, digital
art





WORLD CHANCE
55 Hudson River, 2nd Fl.
New York, NY 10014
Phone: (212) 443-1444

Locating an
ork should be
@nyxencore.g

Nikolas,
Map
Project, 2021



Sebastian
My Imagination,
2021, markers,
colored pencils,
pencils, and
digital art




Emily, *My Life Living*, 2021



BELIEVE

JOY



DREAM

FAMILY

THANKFUL

CREATE

JOY

IMAGINE

DREAM



GAMER



Noah, Map Project, 2021,
Drawing



Andrew,
Andreezy,
2021



Khristian, *The Reverse*, 2021,
colored pencil,
regular pencil, digital
art



Johanna,
Road to
a New
Place,
2021,
drawing



— open roads
 X closed roads
 Key



helpful



Everything



Digestive System

Johanna,
2021,
drawing



Dulce, Map Project, 2021, drawing

Kusama-inspired Botanical Drawings

1. Pick a flower you would like to draw
2. Outline the flower in pencil
3. Add colors and patterns! You can add spots, dashes, squiggles
4. Then you have two options!
 - a. Add geometric infinity nets
 - b. Add a glow with crayon or oil pastel






Khristian, 2021, painting



Jaden, 2021, drawing

Matthew, 2021





Johanna, 2021

Conclusion



Yayoi Kusama

Together and Apart

32nd Annual
Contemporary Art
Education Exhibition

check it out!



The 32nd Annual Contemporary Art Education Exhibition, photo: Jason Wyche

EXHIBITION ON VIEW MAY 26 - JUNE 25, 2021
BRIC Gallery, 647 Fulton St. Brooklyn, NY, 11217
Gallery Hours: Wed-Sat 11am-6pm

<https://www.bricartsmedia.org/art-exhibitions/together-and-apart-32nd-annual-contemporary-art-education-exhibition>

Youth Curatorial Fellowship

Join us today!
5-7pm for the
opening event

[Home](#) / [Art Exhibitions](#) / [Youth Curatorial Fellowship Exhibition](#)

BRIC Youth Curatorial Fellowship

**LOOKING
BACKWARDS**



**LOOKING
FORWARDS**



EXHIBITION ON VIEW: MAY 20-JUNE 25, 2021
GALLERY HOURS: WED-SAT, 11AM - 6PM
CURATED BY: YOUTH CURATORIAL FELLOWSHIP